



Q3 2024 Earnings Conference Call

November 12, 2024

This presentation includes certain forward-looking statements. By their nature, forward-looking statements are subject to numerous risks and uncertainties, some of which are beyond TERAGO's control. Forward-looking statements may include but are not limited to statements regarding the further developing our 5G Fixed Wireless Access program, consistently executing across all fronts of the business, success in providing Canadian enterprises with managed services and the 5G fixed wireless trials being conducted by the Company. All such statements constitute "forward-looking information" as defined under, applicable Canadian securities laws. Any statements contained herein that are not statements of historical facts constitute forward-looking information. The forward-looking statements reflect the Company's views with respect to future events and is subject to risks, uncertainties and assumptions, including those risks set forth in the "Risk Factors" sections in the annual MD&A of the Company for the year ended December 31, 2023 available on www.sedarplus.ca under the Company's corporate profile. Factors that could cause actual results or events to differ materially include the inability to consistently achieve sales growth across all lines of TERAGO's business including managed services, inability to complete successful 5G technical trials, the results of the 5G trials not being satisfactory to TERAGO or any of its technology partners, regulatory requirements may delay or inhibit the trial, the economic viability of any potential services that may result from the trial, the ability for TERAGO to further finance and support any new market opportunities that may present itself, and industry competitors who may have superior technology or are quicker to take advantage of 5G technology. Accordingly, readers should not place undue reliance on forward-looking statements as several factors could cause actual future results, conditions, actions or events to differ materially from the targets, expectations, estimates or intentions expressed with the forward-looking statements.

Except as may be required by applicable Canadian securities laws the Company does not intend and disclaims any obligation to update or revise any forward-looking statements, whether oral or written as a result of new information, future events or otherwise.

Adjusted EBITDA

The term “Adjusted EBITDA” refers to earnings before deducting interest, taxes, depreciation and amortization, foreign exchange gain or loss, finance costs, finance income, gain, or loss on disposal of network assets, property and equipment, impairment of property, plant & equipment and intangible assets, stock-based compensation and restructuring costs. The Company believes that Adjusted EBITDA is useful additional information to management, the Board and investors as it provides an indication of the operational results generated by its business activities prior to taking into consideration how those activities are financed and taxed and also prior to taking into consideration asset depreciation and amortization and excludes items that could affect the comparability of our operational results and could potentially alter the trends analysis in business performance. Excluding these items does not necessarily imply they are non-recurring, infrequent or unusual. Adjusted EBITDA does not take into account the impact of working capital changes, capital expenditures, debt principal reductions and other sources and uses of cash, which are disclosed in the consolidated statements of cash flows.

Adjusted EBITDA does not have any standardized meaning under IFRS. Therefore, Adjusted EBITDA may not be comparable to similar measures presented by other issuers. A reconciliation of net loss to Adjusted EBITDA is found in the MDA. Investors are cautioned that Adjusted EBITDA should not be construed as an alternative to operating earnings or net earnings determined in accordance with IFRS as an indicator of our financial performance or as a measure of our liquidity and cash flows.

Backlog MRR

The term “Backlog MRR” is a measure of contracted monthly recurring revenue (MRR) from customers that have not yet been provisioned. The Company believes backlog MRR is useful additional information as it provides an indication of future revenue. Backlog MRR is not a recognized measure under IFRS and may not translate into future revenue, and accordingly, investors are cautioned in using it. The Company calculates backlog MRR by summing the MRR of new customer contracts and upgrades that are signed but not yet provisioned, as at the end of the period. TeraGo’s method of calculating backlog MRR may differ from other issuers and, accordingly, backlog MRR may not be comparable to similar measures presented by other issuers.

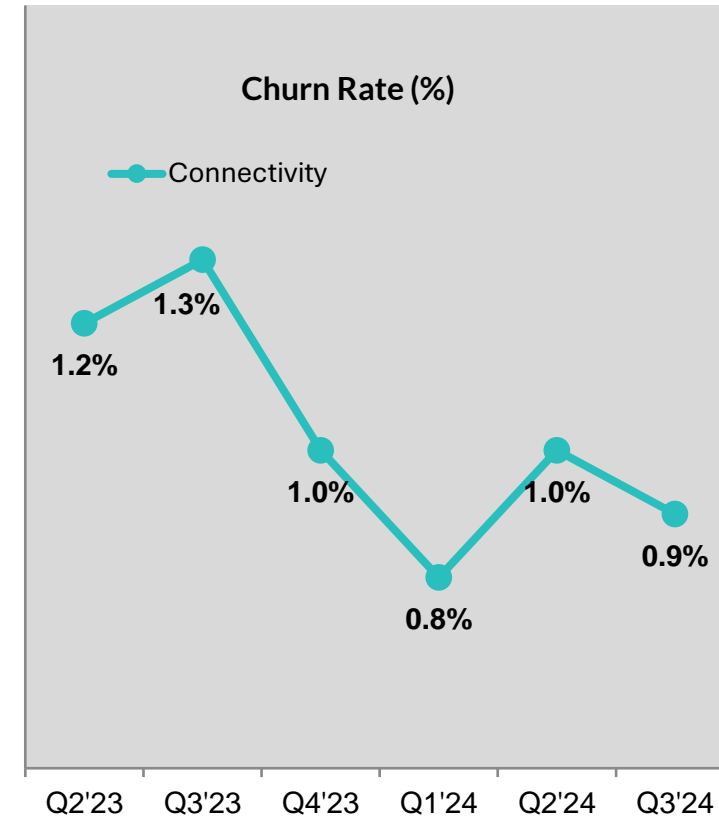
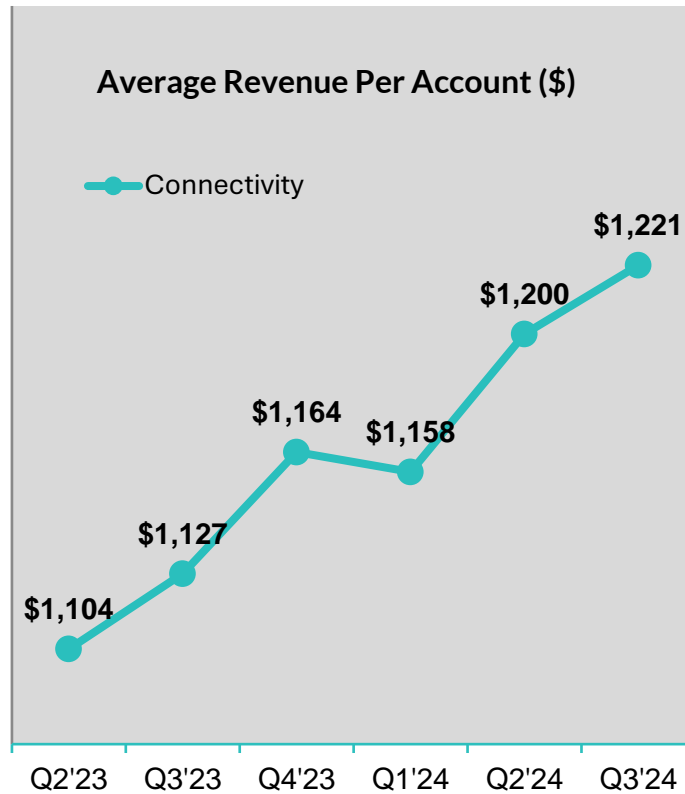
ARPA

The term “ARPA” refers to the Company’s average revenue per account per month in the period. The Company believes that ARPA is useful supplemental information as it provides an indication of our revenue from an individual customer on a per month basis. ARPA is not a recognized measure under IFRS and, accordingly, investors are cautioned that ARPA should not be construed as an alternative to revenue determined in accordance with IFRS as an indicator of our financial performance. The Company calculates ARPA by dividing our total revenue before revenue from early terminations by the number of customers in service during the period and we express ARPA as a rate per month. TeraGo’s method of calculating ARPA has changed from the Company’s past disclosures to exclude revenue from early termination fees, where ARPA was previously calculated as revenue divided by the number of customers in service during the period. TeraGo’s method may differ from other issuers, and accordingly, ARPA may not be comparable to similar measures presented by other issuers.

Churn

The term “churn” or “churn rate” is a measure, expressed as a percentage, of customer cancellations in a particular month. The Company calculates churn by dividing the number of customer cancellations during a month by the total number of customers at the end of the month before cancellations. The information is presented as the average monthly churn rate during the period. The Company believes that the churn rate is useful supplemental information as it provides an indication of future revenue decline and is a measure of how well the business is able to renew and keep existing customers on their existing service offerings. Churn and churn rate are not recognized measures under IFRS and, accordingly, investors are cautioned in using it. TeraGo’s method of calculating churn and churn rate may differ from other issuers and, accordingly, churn may not be comparable to similar measures presented by other issuers.

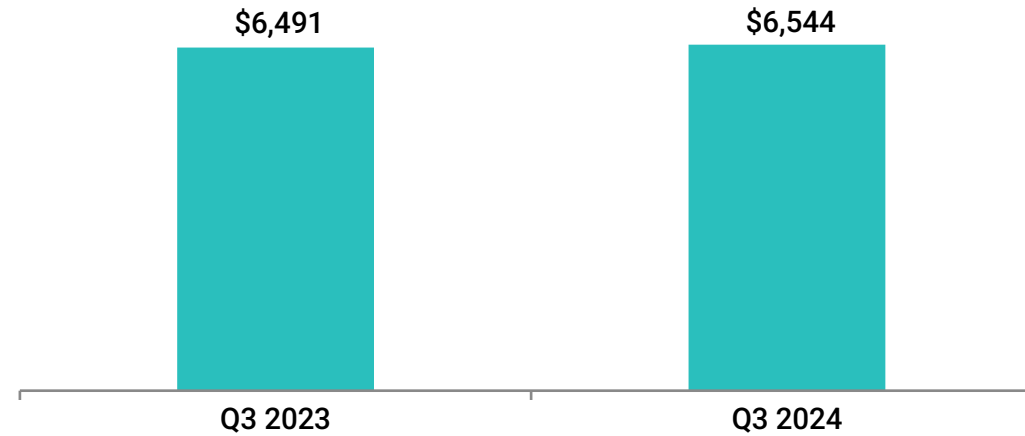
Key Operating Metrics



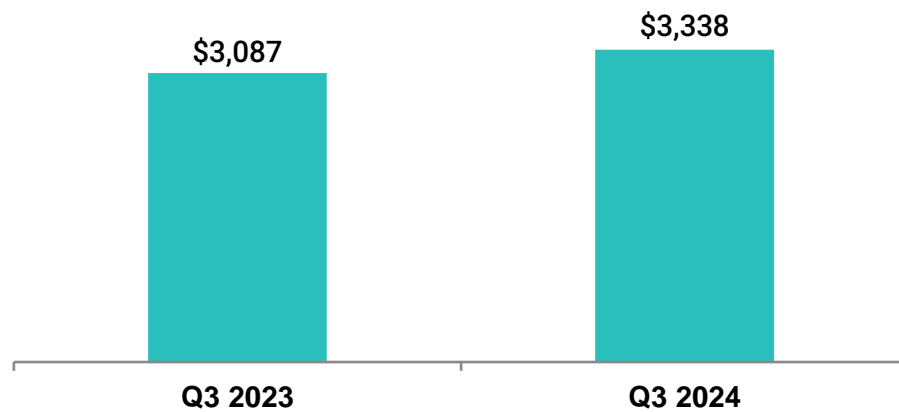
Q3 2024 Financial Highlights



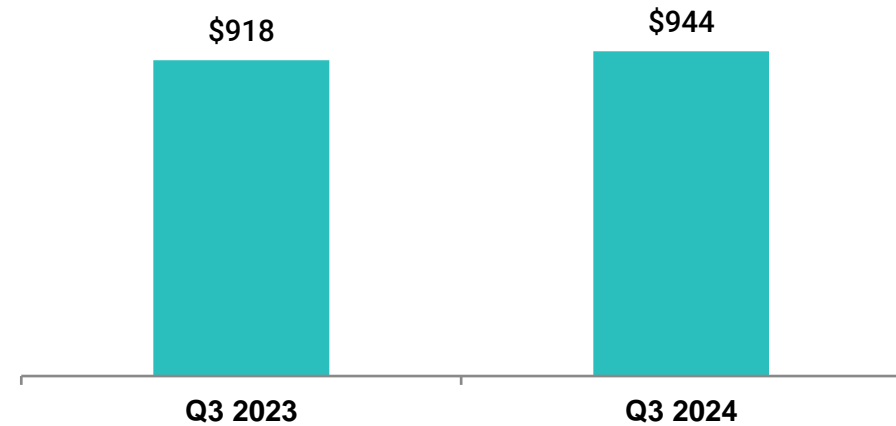
Total Revenue (in \$ '000)



Net Loss (in \$ '000)



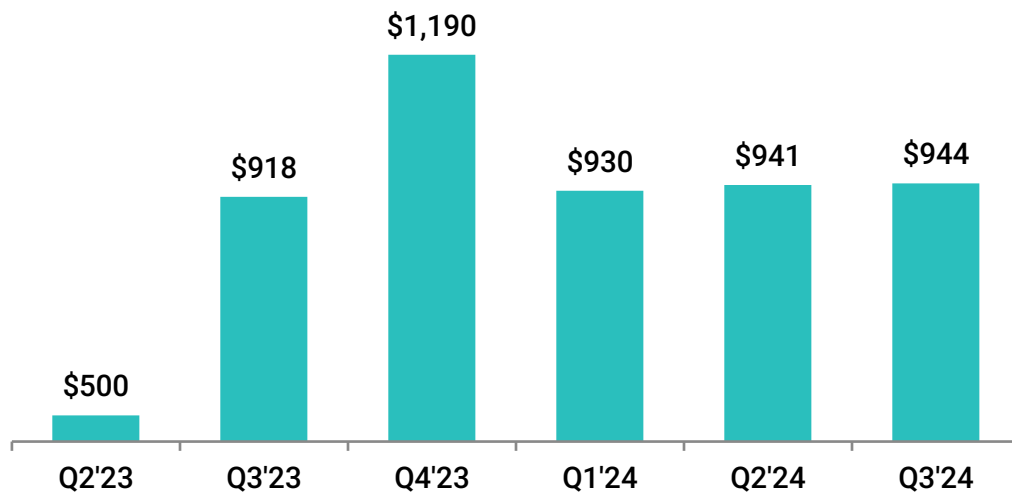
Adjusted EBITDA (in \$ '000)



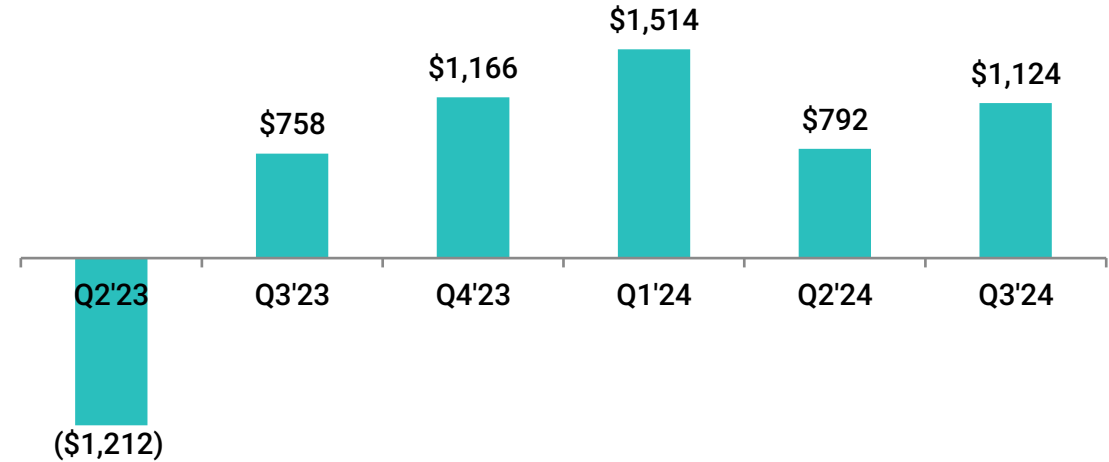
Balance Sheet at September 30, 2024 (in \$ '000)

Cash and cash equivalents	\$5,489
Short-term investments	\$ 232

Adjusted EBITDA (in \$ '000)



Cash from Operations (in \$ '000)



TERAGO)))